


School Bus Tracking - Parent Application


Feature Description

Screen Name	Screenshot	Description
Splash Screen		<p>Letstrack works on iPhones and Android Devices.</p> <p>This app can be easily installed on any smart phone that has GPS (whether Android or iOS).</p> <p>It is available both on the Apple Store and the Google Play Store.</p> <p>The installation process is easy and user friendly (mentioned on next page).</p>

LetsTrack – Mobile Application

A. Download and install Letstrack app from playstore.

B. Follow the steps mentioned to complete the set up on your device.



Step1: Press 'letsgo' icon located at the bottom of welcome screen.

Step2: Enter first name & last name of the user

Step3: Enter your mobile number (the country selection will be auto generated)

Step4: Press OK

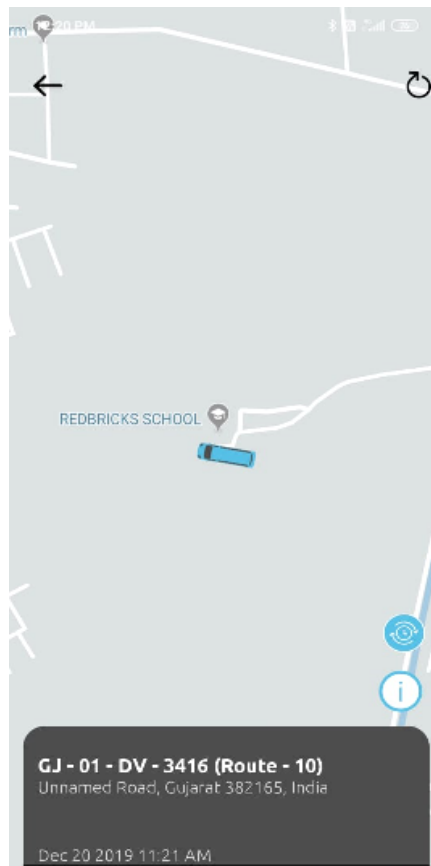
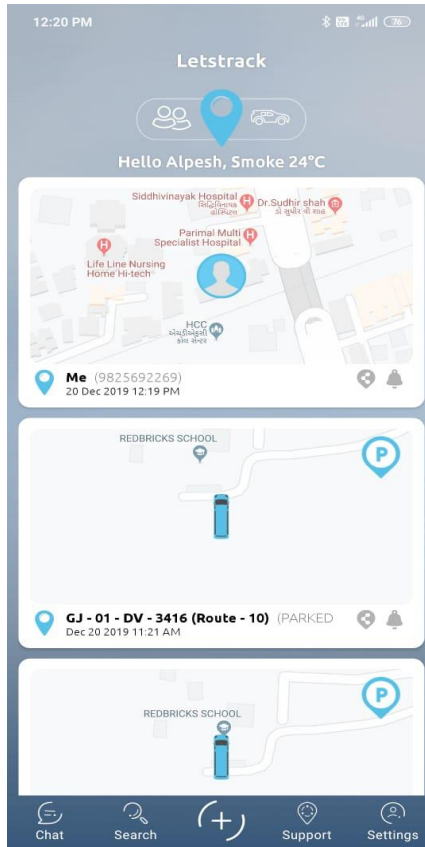
Step5: Wait for few seconds for the generation of verification code and enter that into the app.

Step6: Press 'OK'

Step7: Allow Letstrack to run on the background and access your location.

Tracking School Bus

Tracking School Bus



For live tracking please click on Bus number or Route number.

The live location of the bus will appear on the map.

On-screen notification will appear on the screen at fixed bus boarding points.